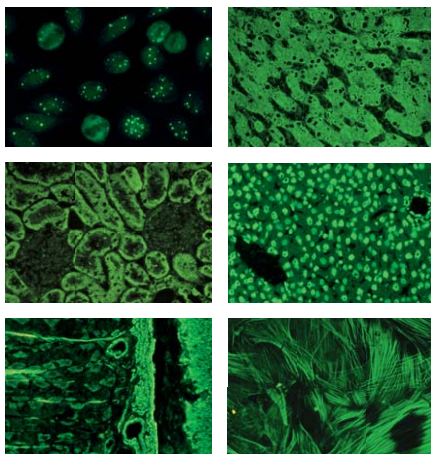





# EUROStar III Plus

## Controlled light intensity for reliable diagnostics



**Liver Mosaic 8**



- ✓ **Reliable and reproducible results:** The controlled LED is a unique development from EUROIMMUN.
- ✓ **Cost-effectiveness:** An LED life span of more than 50,000 hours and low power consumption
- ✓ **Environmental friendliness:** No mercury and no ultraviolet radiation
- ✓ **User-friendliness:** The LED offers full power directly after switch-on and switching between camera and eyepieces is superfluous due to the 50/50 beam splitter.
- ✓ **Compliance with your quality management:** We perform regular checks of the light intensity of your EUROStar III Plus and issue a certificate.
- ✓ **Reliability:** More than 1,000 EUROStar Microscopes sold worldwide
- ✓ **Upgrading components:** The cLED from EUROIMMUN is a separate module to be fitted to various other microscope types.



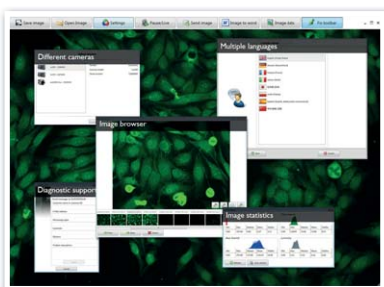
## The EUROStar III Plus

With the launch of the **fluorescence microscope EUROStar III Plus** (YG 0306-0101-3) EUROIMMUN continues its tradition of developing efficient systems for the medical diagnosis of autoimmune and infectious diseases. Like the previous model, the new microscope is specifically tailored to the requirements of indirect immunofluorescence. Non-essential components have been removed. With the EUROStar **Bluelight** EUROIMMUN has successfully overcome a serious weakness of indirect immunofluorescence. Depending on the design and age of the light source installed in the microscope which was used for evaluation, some antibodies had been evaluated as positive and, at other times, as negative or widely differing titers were determined for one and the same sample. The EUROStar **Bluelight** provides a defined light flux which is maintained at a constant level through the entire life span of the light-emitting diode. With the **EUROIMMUN cLED** (YG 0331-0101), which can be used to upgrade other microscope types, this technology is also available as a separate component.



EUROIMMUN goes one step further by offering regular light intensity checks (with certificate!) to its customers. This will help you to sail smoothly through your next accreditation procedure. Moreover, we offer LED calibration as a special service.

LEDs have significant advantages compared to mercury vapour (HBO) lamps. They are more cost-effective, environmentally friendly and secure. LEDs require only a tenth of the electrical power of a 50-watt HBO lamp, at a comparable brightness, because they emit energy almost entirely as light instead of heat. The LED has a life expectancy of more than 50,000 hours. This corresponds to the total life span of 500(!) HBO lamps. At an uninterrupted operation of an average of eight hours a day the LED offers a life span of 25 years. Frequently switching on and off does not impair the LED. This has always been a significant weakness of HBO lamps. The EUROStar **Bluelight** does not emit any ultraviolet radiation and is explosion proof.



A **camera** can be fitted to the phototube for digital image recording. Switching between the camera and the eyepieces is unnecessary due to the convenient 50/50 beam splitter. For the display and management of digitally recorded fluorescence images we offer the efficient **EUROPicture** programme (YG 0011-0101). The

standard EUROStar III Plus is equipped with a halogen lamp for normal transmitted-light microscopy in bright-field and dark-field and can be upgraded for phase contrast.

### Technical data

#### Dimensions

W x D x H ..... approx. 187 x 410 x 449 mm  
Weight ..... approx. 9.6 kg

#### Power supply

Output voltage ..... 12V (also rechargeable battery)  
Supply voltage ..... 100 to 240V  
Power supply range ..... autom. voltage conversion

#### LED light source EUROStar Bluelight

Excitation wavelength ..... 460-490 nm  
Power ..... approx. 5W  
Product life ..... at least 50,000 hrs  
Deterioration indicator ..... acoustic

#### Filter set for FITC

Excitation filter ..... BP450-490 nm  
Beam splitter ..... FT510 nm  
Emission filter ..... LP515 nm

#### Opto-mechanical components

Objective change revolver ..... manual, 4-fold  
Objectives ..... Plan-Achromat 10x/0.25; 20x/0.4; 40x/0.65;  
..... and Plan-Achromat 100x/1.25 Oil  
Eyepieces ..... PL 10x/20 Br. Foc.  
Binocular phototube ..... 30°/20  
Fixed division ..... 50% vis/50% doc  
Max. number of viewing fields ..... 20  
Interpupillary distance ..... 48 to 75 mm  
Viewing angle/height ..... 30°/380 mm to 415 mm  
Visual+ Photo/Video port ..... tube factor 1x

#### Stand

Stage focussing coarse drive ..... 45 mm  
Stage focussing fine drive ..... 0.5 mm  
Overall lift ..... 15 mm  
Specimen stage ..... 75x30 mm R/L

#### Additional equipment (optional)

Objectives ..... various from Carl Zeiss  
EUROStar Photometer ..... EUROIMMUN (YG 0311-0101)

#### Halogen light source

Lamp (controlable) ..... HLA 6V, 30W (1.5 to 6V)  
Colour temperature at 6V ..... 2800 K  
Light flux ..... 280 lm  
Product life ..... approx. 1,000 h